



# **Neighbourhood Policing Survey Results and Analysis**

Author: Resources Business Intelligence & Insight Team

Date: 17<sup>th</sup> May 2021



## 1. Executive Summary

This survey was open from 14 April 2021 to 3 May 2021 and the results will be taken to the 'Chiltern & South Bucks Policing Issues Forum' on 18 May 2021 for discussion and consideration. Results will help to support setting Neighbourhood Policing focus areas.

Residents, organisations and Councillors gave their views on their top neighbourhood policing issues and concerns. Respondents were also invited to make any general comments or suggestions regarding any other issues they felt were of importance.

There were a total of 674 completed responses to the survey, which includes 637 residents, 25 Councillors and 9 representatives of organisations. 652 respondents were from the Community Board areas which incorporate the legacy Chiltern and South Bucks District Council area.

30% of respondents ranked 'Burglary – residential property' as their top neighbourhood concern. 'Anti-social behaviour' and 'Speeding' were also high areas of concern for respondents, with 19% and 13% respectively ranking these as their top priority.

This was a self-selecting, online survey which was open to all stakeholders, with a focused promotion in the legacy Chiltern and South Bucks District Council area. Due to Purdah leading up to the local Council elections, Buckinghamshire Council was unable to widely promote the survey, however there was a lot of localised promotion undertaken to raise awareness of the survey and to encourage participation, this included:

- **Promotion at Community Boards** - including sharing the details and survey link on the Board Facebook Page (Buckinghamshire Council)
- **Sharing with members** - via email (Buckinghamshire Council)
- **Thames Valley Alert**
- **Neighbourhood Watch Alert**
- **Posting within a variety of local Facebook groups** - Our Chesham, Prestwood Village Association, Holmer Green Village Society, Your Amersham, Your Prestwood & Great Missenden, Chalfont St Peter Connected, Iver, Iver Heath & Richings Park Crime Watch Group, Beaconsfield Community, The Ivers Community Group, The Farnhams Community Group, Hyde Heath Village Society
- **Weekly Newsletters** - The Ivers, Stoke Poges, Burnham

This report includes a variety of graphs, charts and verbatim comments to highlight key insights into respondents' neighbourhood policing concerns.

## 2. Results

### Q1. What are your top three neighbourhood concerns or issues?

Respondents were presented with a list of 21 different neighbourhood concerns and issues and were asked to rank their top 3 options by way of a drop-down box option. Respondents were only able to select 3 different concerns/issues and there was an option of 'Other' if respondents felt that there was a different concern or issue which should be ranked, that hadn't already been mentioned.

#### Highest Priority Issues and Concerns

30% (200 respondents) of all respondents ranked 'Burglary – residential properties' as their highest priority neighbourhood concern. Other concerns and issues which were ranked highly and received a large number of responses were 'Anti-social Behaviour' with 19% (131 respondents) and 'Speeding' with 13% (85 respondents). All other reasons saw less than 10% of respondents choosing them.

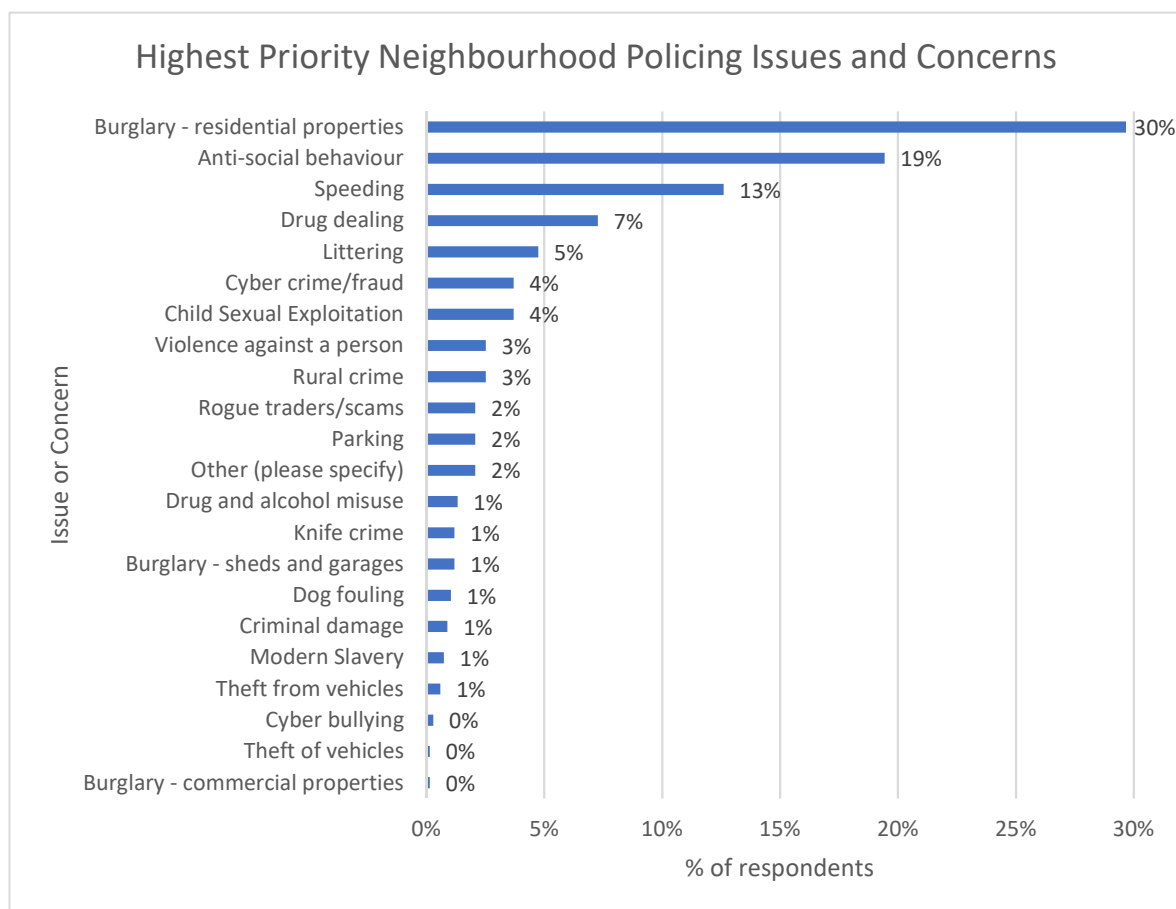


Figure 1: Proportion of respondents who selected their neighbourhood policing concerns and issues as the highest priority. Based on 674 respondents. Due to the rounding up of figures, percentages may not equal 100.

## Second Highest Priority Issues and Concerns

15% (99 respondents) of all respondents ranked 'Anti-social behaviour' as their second highest priority neighbourhood concern. Other concerns and issues which were ranked highly and received a large number of responses were 'Burglary – residential properties' with 14% (92 respondents) and 'Speeding' with 12% (79 respondents). All other reasons saw less than 10% of respondents choosing them.

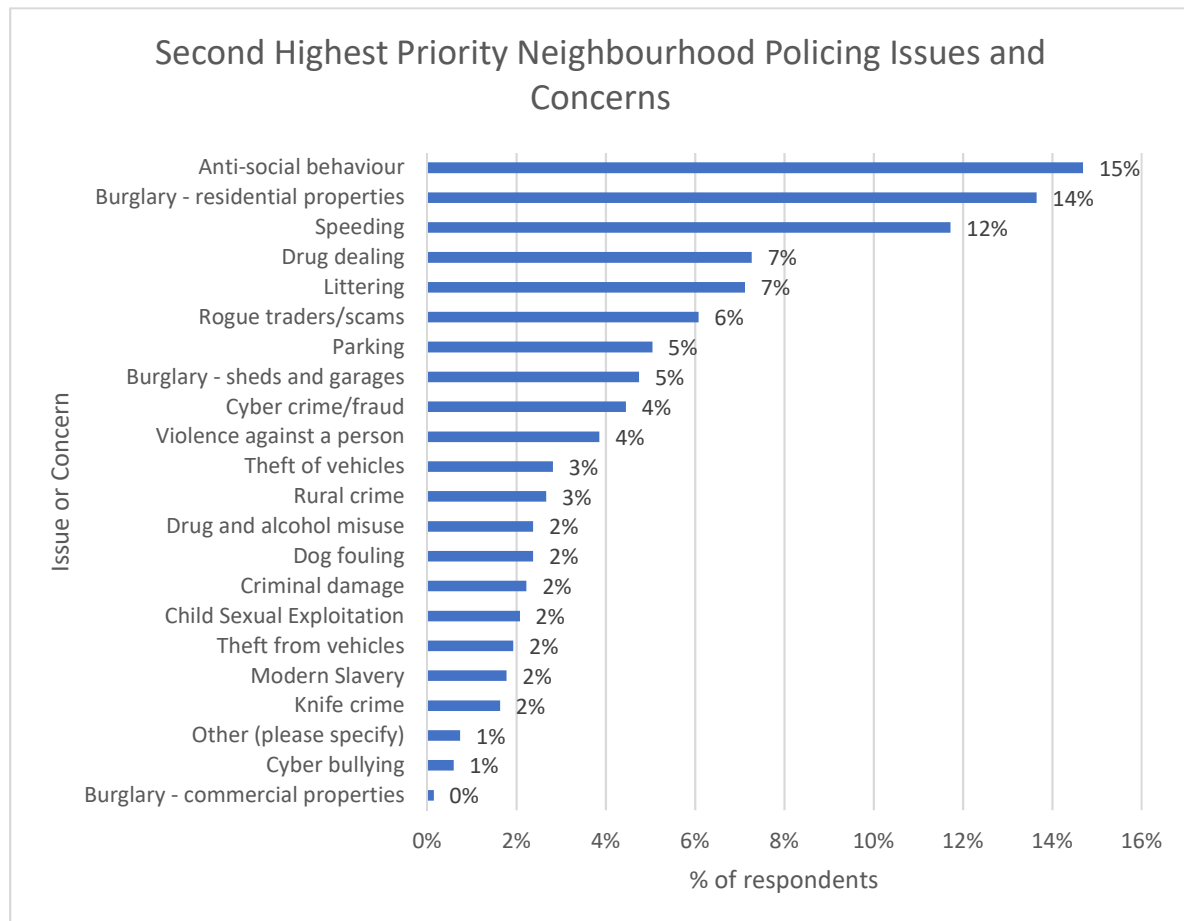


Figure 2: Proportion of respondents who selected their neighbourhood policing concerns and issues as the second highest priority. Based on 674 respondents. Due to the rounding up of figures, percentages may not equal 100.

## Third Highest Priority Issues and Concerns

11% (76 respondents) of all respondents ranked 'Antisocial behaviour' as their third highest priority neighbourhood concern. Other concerns and issues which were ranked highly and received a large number of responses were 'Speeding' with 10% (69 respondents) and 'Littering' with 10% (65 respondents). All other reasons saw less than 10% of respondents choosing them.

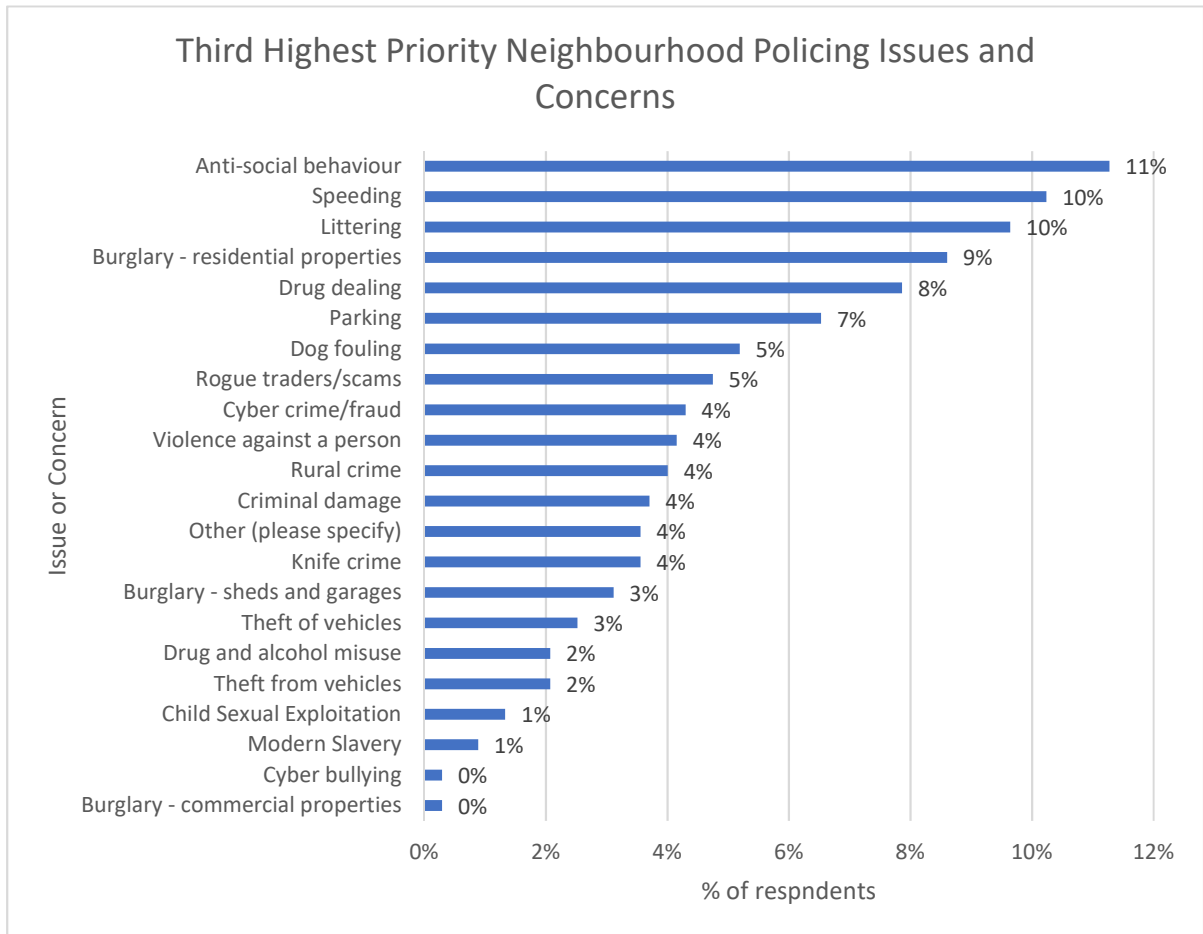


Figure 3: Proportion of respondents who selected their neighbourhood policing concerns and issues as the second highest priority. Based on 674 respondents. Due to the rounding up of figures, percentages may not equal 100.

The issues and concerns which feature highly amongst all 3 priority questions (but not always in the same order) are:

- Burglary – residential properties (52% of all respondents)
- Anti-social behaviour (45% of all respondents)
- Speeding (35% of all respondents)
- Littering (22% of all respondents)
- Drug Dealing (22% of all respondents)

All of the above feature in the top 5 selected reasons within all 3 ranked questions which would imply that these reasons are of most concern to residents.

## What are your top three neighbourhood concerns and issues? – Other

The option of 'Other' was available to respondents when choosing their top 3 priorities if they felt there was another neighbourhood concern of importance to them which hadn't already been mentioned in the other options available.

43 of the 674 respondents selected 'Other' as one of their ranked options, however there were also some respondents who chose to enter a comment in the free text box associated with this option who didn't select the 'Other' option as part of their top 3 concerns.

The total number of respondents who chose to enter a comment for this question was 82 respondents.

Each comment provided was categorised to understand common themes. Comments were excluded where responses were too niche, too specific or were not appropriate to include within this report.

Please note, a respondent may have mentioned more than one theme and would therefore appear in multiple categories where appropriate.

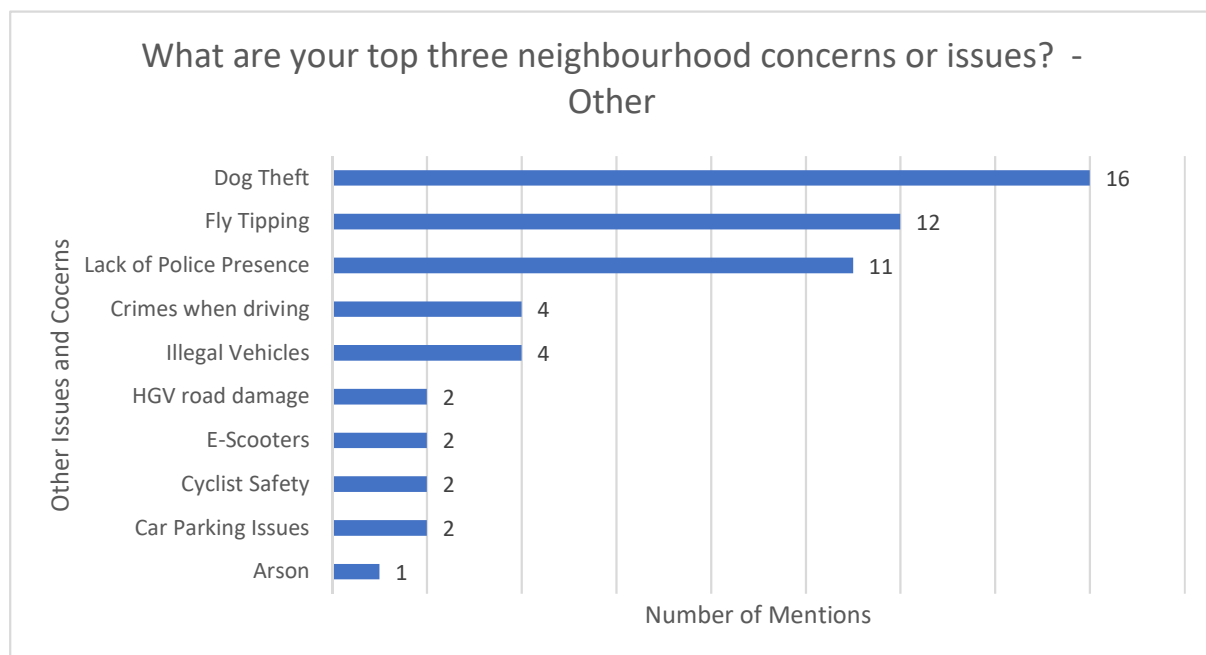


Figure 4: Count of comments by category. Based on the 82 respondents who made a comment for this question.

The themes which received the highest amount of mentions were, Dog Theft (16 mentions), Fly Tipping (12 mentions) and Lack of Police Presence (11 mentions).

Responses given were short and succinct in most cases and therefore no verbatim comments have been included in this report.

## **Q2. Use this space for any comments about your policing concerns or issues**

Respondents were provided with a free text box in which they could provide any additional comments or concerns which had either not been already mentioned or if they had anything further, they would like to add to answers already provided. This was an optional question.

207 (31%) of all respondents provided a response to this question.

As with the previous question, each comment provided was categorised to understand common themes. Comments were excluded where responses were too niche, too specific or were not appropriate to include in this report.

Please note, a respondent may have mentioned more than one theme and would therefore appear in multiple categories where appropriate.

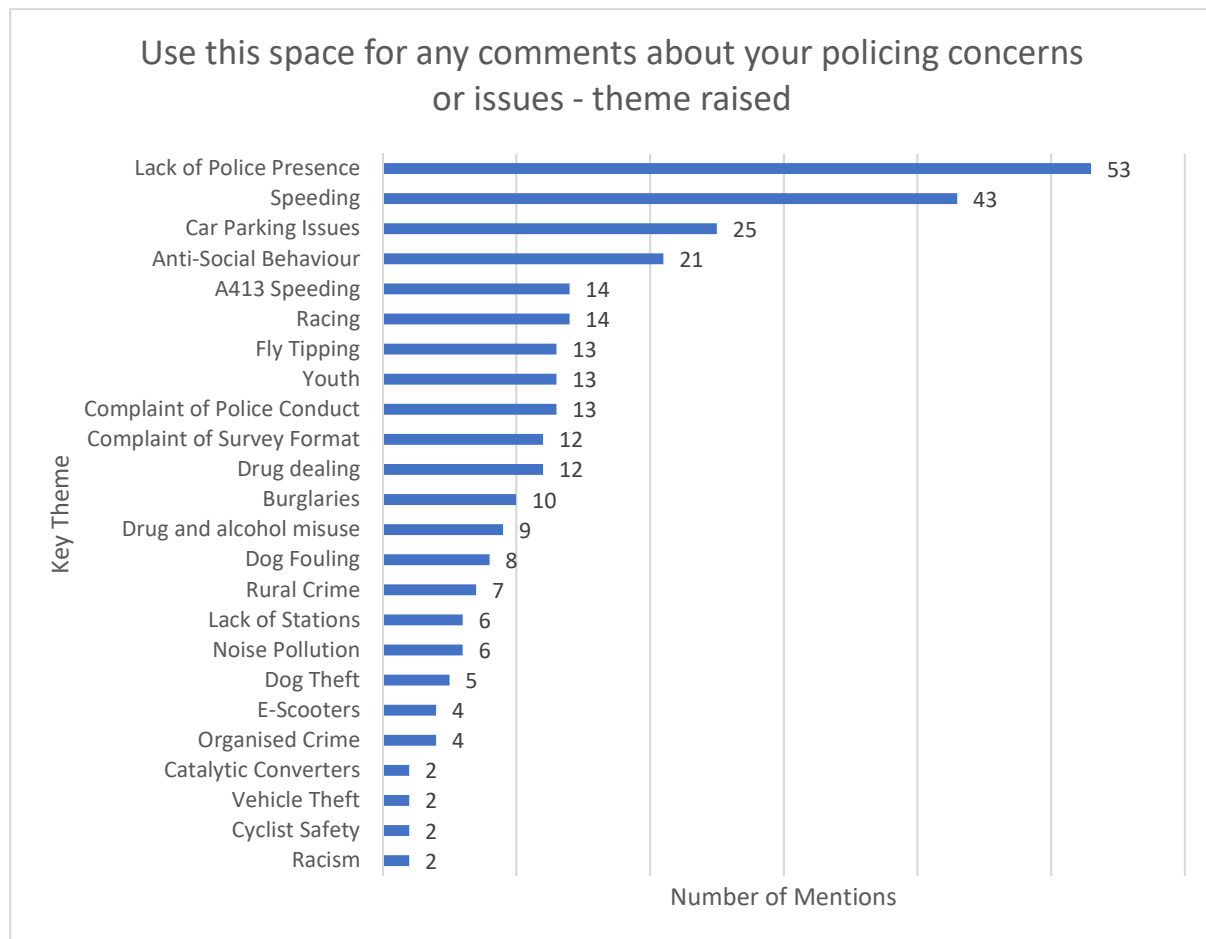


Figure 5: Count of comments by category. Based on the 207 respondents who made a comment for this question.

The graph shows that the most common themes mentioned by respondents include: a Lack of Police Presence (53 mentions), Speeding (43 mentions), Car Parking Issues (25 mentions) and Anti-Social Behaviour (21 mentions).

The key themes from these comments along with verbatim comments are detailed below:

### **Lack of Police Presence**

*Not enough visible Police on the streets or patrols, to help deter would be thieves and opportunists*

*It appears that the police have 'lost the street' and appear not to care.*

*There is no local police station or office, and I have not seen a patrolling PC or PCSO either driving or walking.*

*My main concern is in trying to actually make contact with a Police Officer - I would like to know the phone numbers of the local Police stations and to also have confidence that the phone will be answered.*

### **Speeding**

*Speed limits seem to have been abandoned since beginning of lock downs.*

*School zones need to be monitored for speeding*

### **Car Parking Issues**

*Pavement Parking seems to be given a very low priority by the police.*

*Parking on footpaths, half in half out of drives or in any way that limits full access to footpaths is an increasing problem.*

### **Anti-social Behaviour**

*It's a lovely area to live it but spoilt by anti-social behaviour which we seem powerless to do anything about.*

*Need more police on the beat to tackle antisocial behaviour, especially at night.*

*Anti-social behaviour - principally in public spaces (parks, commons, etc), petty vandalism, offensive language, blatant drug and drink consumption - not just during the day, but also well into the small hours.*

### **A413 Speeding**

*Would also welcome police checking on possible speeding traffic along the a413. I am concerned that I hear speeding traffic at night along the dual carriageway sections of A413.*



*Speeding on the main A413 by motorbikes especially at weekends and when the weather is good.*

## **Racing**

*I commonly see/hear vehicles racing through town mainly at night. I'm concerned they might be "boy racers" as I've seen a few (rather more than emergency vehicles!) speeding. It might be worth investigating whether this is an issue.*

*Cars racing at night along a413 Amersham Road*

## **Responses by Community Board Area**

Respondents to the survey were given the option to include their postcode with their response. 668 respondents did so, with 665 of these being matched to Buckinghamshire Community Board areas (the remaining postcodes were either out of county or typed incorrectly).

The table below shows the number of respondents by the Community Board areas which cover the legacy Council area of Chiltern and South Bucks. Respondents from Community Board areas outside of the Chiltern and South Bucks area have been grouped together in 'All other areas'.

<b>Community Board (CB) Area</b>	<b>Number of Respondents</b>	<b>Population of CB Area</b>
Amersham	93	25,755
Beaconsfield & Chepping Wye	64	40,366
Beeches	74	25,689
Chesham & Villages	95	28,505
Denham, Gerrards Cross & The Chalfonts	168	38,760
Missendens	111	16,167
Wexham & The Ivers	47	14,690
All other areas	13	
<b>Total</b>	<b>665</b>	

*Figure 6: Number of survey respondents and population by community board area.*

*Population Data Source: ONS Mid-Year Population Estimates 2019*

To allow for all areas to be analysed in the same way, the priority concerns will be shown in a table for each area. This will be supported with verbatim comments where appropriate for the area.

## Amersham

The Amersham Community Board area received 93 responses to the survey.

The top 5 neighbourhood concerns and issues which were rated highly by respondents regardless of ranking are shown in the table below:

<b>Concern/Issue</b>	<b>Number of Respondents</b>	<b>% of Respondents</b>
Burglary - residential properties	59	63%
Anti-social behaviour	48	52%
Drug dealing	21	23%
Speeding	21	23%
Cyber-crime/fraud	17	18%

With the exception of Cyber-crime/Fraud, the main concerns of the respondents from the Amersham Community Board area fall broadly in line with the concerns of all respondents to the survey.

### **Verbatim Comments**

21 respondents within the Amersham Community Board area gave additional comments. Some comments contained multiple themes. Where Amersham has been specifically mentioned, these comments have been included below.

#### **Anti-social Behaviour**

*The anti-social behaviour, especially in the evening is very concerning. Loud music, aggressive shouting, rubbish strewn everywhere despite the bins and bottles of alcohol left.*

#### **Drug Dealing**

*It is very worrying to see people dealing drugs on the street both in Amersham and Chesham.*

#### **Lack of Police Presence**

*Apart from the speed camera vans, you do not see any general patrolling going on in Amersham. I cannot recall the last time I saw a police officer on general foot patrol.*

*I'm concerned that we will no longer have a police station in Amersham.*

## **Beaconsfield & Chepping Wye**

The Beaconsfield & Chepping Wye Community Board area received 64 responses to the survey.

The top 5 neighbourhood concerns and issues which were rated highly by respondents regardless of ranking are shown in the table below:

<b>Concern/Issue</b>	<b>Number of Respondents</b>	<b>% of Respondents</b>
Burglary - residential properties	32	50%
Anti-social behaviour	22	34%
Speeding	18	28%
Cyber-crime/fraud	17	27%
Littering	15	23%

With the exception of Cyber-crime/Fraud, the concerns of the respondents from the Beaconsfield & Chepping Wye Community Board area fall broadly in line with the concerns of all respondents to the survey.

### **Verbatim Comments**

10 respondents within the Beaconsfield & Chepping Wye Community Board area gave additional comments. Some comments contained multiple themes.

There were no specific comments relating to Beaconsfield & Chepping Wye, therefore some comments from respondents from this area have been included.

### **Cyclist Safety**

*Cyclists on dual use footway/cycleway paths who do not have or do not use audible warning when overtaking pedestrians often at unreasonable speed.*

### **Speeding**

*The dangerous speeding in Whielden Lane (30) speed limited road with occasional footpaths continues.*

### **Lack of Police Presence**

*Finding the nearest Police Station.*

## **Beeches**

The Beeches Community Board area received 74 responses to the survey.

The top 5 neighbourhood concerns and issues which were rated highly by respondents regardless of ranking are shown in the table below:

<b>Concern/Issue</b>	<b>Number of Respondents</b>	<b>% of respondents</b>
Burglary - residential properties	38	51%
Anti-social behaviour	28	38%
Speeding	24	32%
Littering	20	27%
Drug dealing	16	22%

The top concerns of the respondents from the Beeches Community Board area match the top concerns of all respondents to the survey.

### **Verbatim Comments**

23 respondents within the Beeches Community Board area gave additional comments. Some comments contained multiple themes. Where the Beeches area has been specifically mentioned, these comments have been included below.

#### **Speeding**

*Wexham street 30mph limit between the stag and the plough is routinely ignored by some drivers*

#### **Anti-social Behaviour**

*Burnham Tennis/Bowls Club car park. Drug taking and drinking amongst youngsters. Using the car park as a toilet.*

#### **Lack of Police Presence**

*Poor evidence of policing around Taplow river area*

*There is no police station in Burnham and I have not seen a police officer or PCSO in the 2 years I have lived here.*

## **Chesham & Villages**

The Chesham & Villages Community Board area received 95 responses to the survey.

The top 5 neighbourhood concerns and issues which were rated highly by respondents regardless of ranking are shown in the table below:

<b>Concern/Issue</b>	<b>Number of Respondents</b>	<b>% of respondents</b>
Speeding	41	43%
Burglary - residential properties	40	42%
Anti-social behaviour	34	36%
Drug dealing	29	31%
Littering	19	20%

The top concerns of the respondents from the Chesham & Villages Community Board area match the top concerns of all respondents to the survey.

### **Verbatim Comments**

33 respondents within the Chesham & Villages Community Board area gave additional comments. Some comments contained multiple themes. Where the Chesham & Villages area has been specifically mentioned, these comments have been included below.

#### **Speeding**

*In Chesham I have certainly recognised more incidents involving speeding cars and pedestrians being hit.*

*Speeding along Cartridge Lane...more 30mph signs/road markings required and speed cameras*

#### **Drug Dealing**

*Drug dealing is rife in Chesham with antisocial threats being made.*

#### **Littering**

*People leaving dog excrement in black sacks on the ground/hanging on trees. Whilst litter picking this behaviour is disgusting to deal with.*

#### **Lack of Police Presence**

*I am slightly concerned about a lack of Police within the Chesham area in light of the number of crimes taking place and the ability of our Police to attend within a reasonable time scale from their designated locations.*

## **Denham, Gerrards Cross & The Chalfonts**

The Denham, Gerrards Cross & Chalfonts Community Board area received 168 responses to the survey.

The top 5 neighbourhood concerns and issues which were rated highly by respondents regardless of ranking are shown in the table below:

<b>Concern/Issue</b>	<b>Number of Respondents</b>	<b>% of respondents</b>
Burglary - residential properties	108	64%
Anti-social behaviour	82	49%
Speeding	53	32%
Drug dealing	38	23%
Littering	36	21%

The top concerns of the respondents from the Denham, Gerrards Cross & Chalfonts Community Board area match the top concerns of all respondents to the survey.

### **Verbatim Comments**

70 respondents within the Denham, Gerrards Cross & Chalfonts Community Board area gave additional comments. Some comments contained multiple themes. Where the Chesham & Villages area has been specifically mentioned, these comments have been included below.

#### **Speeding**

*Speeding of cars and lorries traveling up and down Denham Green Lane UB9 5LG to the hotel and Denham Aerodrome.*

#### **Burglary – residential properties**

*There have been several burglary attempts and theft of cars in our estate recently (Woodhill Estate GX).*

#### **Car Parking Issues**

*Parking by the zebra crossing on the A413 by the Pheasant Hill Roundabout*

#### **Drug Dealing/Use**

*Drug related behaviour is witnessed by many residents in particular those with gardens backing onto Mill Meadow where they say drugs are openly and brazenly seen exchanged.*

## **Missendens**

The Missendens Community Board area received 111 responses to the survey.

The top 5 neighbourhood concerns and issues which were rated highly by respondents regardless of ranking are shown in the table below:

<b>Concern/Issue</b>	<b>Number of Respondents</b>	<b>% of respondents</b>
Anti-social behaviour	60	54%
Speeding	51	46%
Burglary - residential properties	37	33%
Littering	26	23%
Drug dealing	19	17%

The top concerns of the respondents from the Missendens Community Board area match the top concerns of all respondents to the survey.

### **Verbatim Comments**

27 respondents within the Missendens Community Board area gave additional comments. Some comments contained multiple themes. Where the Missendens area has been specifically mentioned, these comments have been included below.

#### **Speeding**

*Speeding - often see cars speeding and overtaking on Prestwood High Street*

#### **Drug Dealing**

*I live in a village within Buckinghamshire (Prestwood), where I am now seeing drug dealing going on in board daylight because they know that no one in authority is policing these areas anymore so they get away with it.*

#### **Lack of Police Presence**

*We hardly ever see a policeman on the street in Great Missenden even though we have a police office in the village*



## **Wexham & The Ivers**

The Wexham & The Ivers Community Board area received 47 responses to the survey.

The top 5 neighbourhood concerns and issues which were rated highly by respondents regardless of ranking are shown in the table below:

<b>Concern/Issue</b>	<b>Number of Respondents</b>	<b>% of respondents</b>
Burglary - residential properties	28	60%
Anti-social behaviour	19	40%
Speeding	18	38%
Parking	16	34%
Drug dealing	10	21%

With the exception of Parking, the concerns of the respondents from the Wexham & Ivers Community Board area fall broadly in line with the concerns of all respondents to the survey.

### **Verbatim Comments**

19 respondents within the Wexham & Ivers Community Board area gave additional comments. Some comments contained multiple themes. Where the Wexham & Ivers area has been specifically mentioned, these comments have been included below.

#### **Lack of Police Presence**

*I'd like to see more Police Officers in the communities of The Ivers.*

#### **Car Parking Issues**

*Since covid we have seen an influx of visitors to Langley Park who park as they wish, on pavements etc, narrow roads etc.*

#### **Anti-Social Behaviour**

*Concerned about 24/7 access to council car park and recreation ground enabling anti-social behaviour and more*

## Respondent Profile

The profile of the respondents of the survey was compared to the demographic profile of the legacy Chiltern and South Bucks District Council area to understand whether the survey sample contains an over or under representation of certain demographic groups.

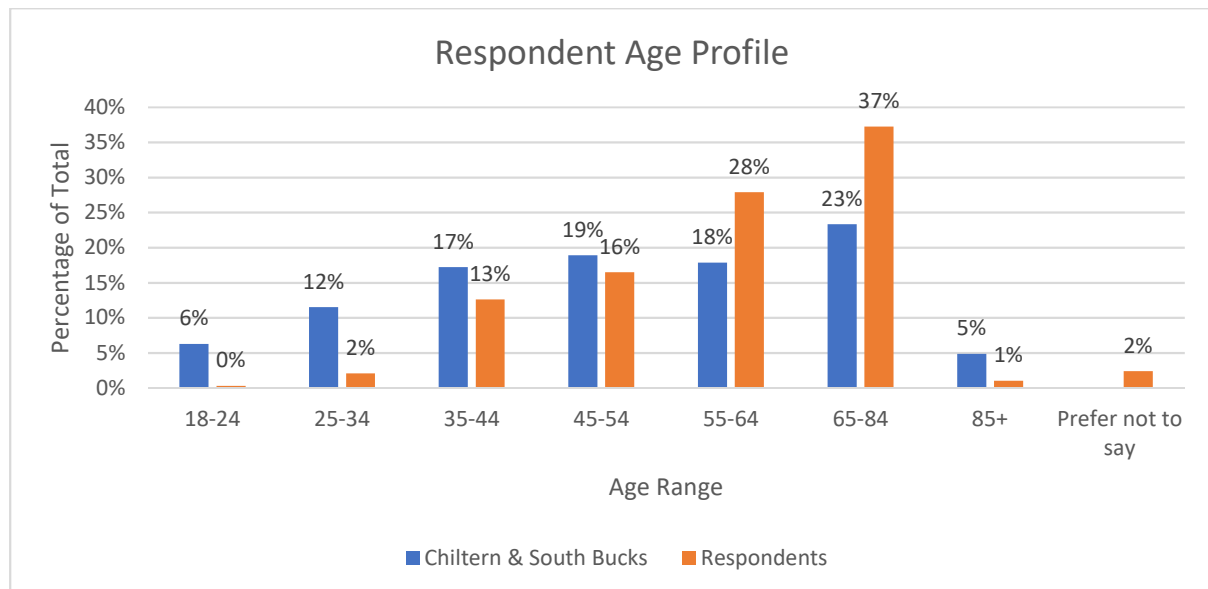


Figure 7: Respondent age profile. Based on 658 responses to the age question.

Source: Chiltern & South Bucks figures, ONS 2021 Population Estimates (2019)

A higher proportion of respondents (66%) were in the 55+ age groups compared with the Chiltern and South Bucks population where there were 46% in these age bands.

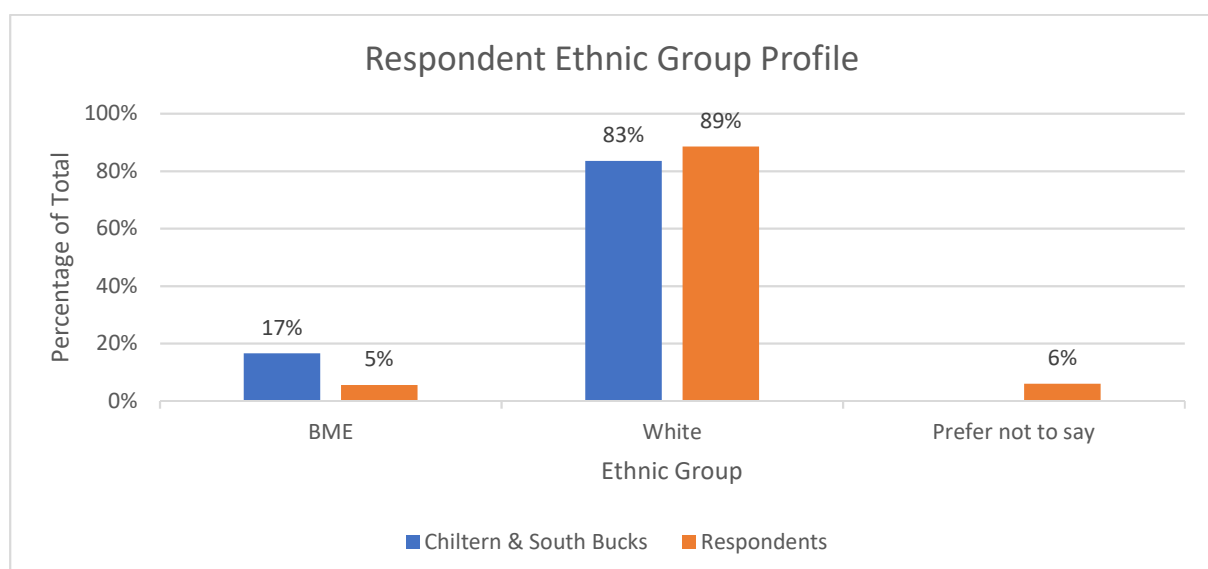


Figure 8: Respondent ethnicity profile. Based on 634 responses to the ethnicity question.

Source: Chiltern & South Bucks figures, ONS 2021 Population Estimates by ethnic group (2019)

White ethnic groups (89%) were over-represented compared with the Chiltern and South Bucks population (83%).

## **Appendix**

### **Sample Questionnaire**

# **Neighbourhood Policing Survey - what are your concerns?**

## **Overview**

### **'Community and Neighbourhood Police stronger together'**

If you live, work or do do business in the Chiltern and South Bucks areas of Buckinghamshire, we want to hear about your local policing issues or concerns.

This survey has been posted on behalf of the **Chiltern & South Bucks (CSB) Policing Issues Forum** for the sole purpose of helping to identify local community concerns. Any questions or concerns should be directed to the **CSB Forum by email**.

### **Chiltern & South Bucks (CSB) Policing Issues Forum**

The CSB Forum is an independent group. It supports the process for identifying areas of focus for the Chiltern & South Bucks Local Policing Area (LPA) Neighbourhood Police teams. It encourages engagement between local residents and Neighbourhood Police teams. In this way we hope to increase community involvement and a sense of individual responsibility, whereby we can all help make our community a better place to be.

### **Your views matter**

The CSB Policing Issues Forum works with local Community Boards and Thames Valley Police to better understand local policing issues or concerns.

The information you give will help focus neighbourhood policing on issues that matter to people who live or work in the Chiltern and South Bucks LPA.

We hope you will take a few minutes out of your day to give your views and help us build a better Buckinghamshire for everyone.

The survey closes midnight Monday 3 May 2021

## **Privacy**

We will use the information you provide only for the purpose of this activity. We will store the information securely in line with data protection laws and will not share or publish any personal details. Please visit the **Privacy page** [</privacy\\_policy/>](/privacy_policy/) to read our full privacy notice.

## Your neighbourhood policing concerns

### ***'Community and Neighbourhood Police stronger together'***

The Chiltern & South Bucks Policing Issues Forum works with Thames Valley Police and Community Boards to understand local policing issues or concerns.

The information you give will be used to set the areas of focus for neighbourhood policing in the Chiltern and South Bucks area.

At the end of the survey you can opt in to receive more information about the CSB Forum - as well as given a link to the CSB Forum website.

What are your top three neighbourhood concerns or issues?

From the list below choose **THREE** neighbourhood policing issues or concerns.

- Please put these in order of priority. Where 1 is your highest priority, 2 your second highest priority and 3 your third highest priority.
- To change your choices, first de-select one or more options. Then re-select your preferred option.

(Required)	1	2	3
Anti-social behaviour <i>Please select only one item</i>	<input type="radio"/>	<input type="radio"/>	<input type="radio"/>
Burglary - residential properties <i>Please select only one item</i>	<input type="radio"/>	<input type="radio"/>	<input type="radio"/>
Burglary - sheds and garages <i>Please select only one item</i>	<input type="radio"/>	<input type="radio"/>	<input type="radio"/>
Burglary - commercial properties <i>Please select only one item</i>	<input type="radio"/>	<input type="radio"/>	<input type="radio"/>
Child Sexual Exploitation <i>Please select only one item</i>	<input type="radio"/>	<input type="radio"/>	<input type="radio"/>

<b>Dog fouling</b> <i>Please select only one item</i>	<input type="radio"/>	<input type="radio"/>	<input type="radio"/>
<b>Cyber crime/fraud</b> <i>Please select only one item</i>	<input type="radio"/>	<input type="radio"/>	<input type="radio"/>
<b>Littering</b> <i>Please select only one item</i>	<input type="radio"/>	<input type="radio"/>	<input type="radio"/>
<b>Modern Slavery</b> <i>Please select only one item</i>	<input type="radio"/>	<input type="radio"/>	<input type="radio"/>
<b>Rogue traders/scams</b> <i>Please select only one item</i>	<input type="radio"/>	<input type="radio"/>	<input type="radio"/>
<b>Drug dealing</b> <i>Please select only one item</i>	<input type="radio"/>	<input type="radio"/>	<input type="radio"/>
<b>Speeding</b> <i>Please select only one item</i>	<input type="radio"/>	<input type="radio"/>	<input type="radio"/>
<b>Theft from vehicles</b> <i>Please select only one item</i>	<input type="radio"/>	<input type="radio"/>	<input type="radio"/>
<b>Theft of vehicles</b> <i>Please select only one item</i>	<input type="radio"/>	<input type="radio"/>	<input type="radio"/>
<b>Violence against a person</b> <i>Please select only one item</i>	<input type="radio"/>	<input type="radio"/>	<input type="radio"/>
<b>Rural crime</b> <i>Please select only one item</i>	<input type="radio"/>	<input type="radio"/>	<input type="radio"/>
<b>Parking</b> <i>Please select only one item</i>	<input type="radio"/>	<input type="radio"/>	<input type="radio"/>

- |  |                       |                       |                       |
|--|-----------------------|-----------------------|-----------------------|
| Drug and alcohol<br>misuse<br><i>Please select only one<br/>item</i> | <input type="radio"/> | <input type="radio"/> | <input type="radio"/> |
| Cyber bullying<br><i>Please select only one<br/>item</i>             | <input type="radio"/> | <input type="radio"/> | <input type="radio"/> |
| Criminal damage<br><i>Please select only one<br/>item</i>            | <input type="radio"/> | <input type="radio"/> | <input type="radio"/> |
| Knife crime<br><i>Please select only one<br/>item</i>                | <input type="radio"/> | <input type="radio"/> | <input type="radio"/> |
| Other (please<br>specify)<br><i>Please select only one<br/>item</i>  | <input type="radio"/> | <input type="radio"/> | <input type="radio"/> |

Other

Use this space for any comments about your policing concerns or issues (optional):

## About you

Before you go it would really help us to know a bit more about you.

We will use the information you provide here only for the purpose of this activity. We will store the information securely in line with data protection laws and will not share or publish any personal details.

We ask for these details to help us understand the views of different people, and try to involve as many as possible in our work.

If you would like to be more involved with your local Community Board, or receive regular updates, please provide your email address.

Are you?

Please choose an answer that best describes in what capacity you are completing the survey e.g. you may be a Buckinghamshire resident but completing the survey on behalf of your organisation.

(Required)

*Please select only one item*

- Resident - someone who lives in Buckinghamshire
- Councillor - Buckinghamshire Council     Councillor - Town or Parish Council
- Organisation - e.g. business, charity, community group
- Employee - work in Buckinghamshire but live elsewhere     Other

What is your postcode?

This must be a postcode within the Chiltern & South Bucks area. If you work in Chiltern & South Bucks but live elsewhere, please use your work postcode.

For us to look at how we can help it's essential we know where in Buckinghamshire people feel there is a problem. A local post code will help us do that. You will not be personally identified or contacted by giving your postcode.

Postcode:

What is your email address?

If you enter your email address then you will automatically receive an acknowledgement email when you submit your response.

Email



What age are you?

(Required)

Please select only one item

- Under-18    18-24    25-34    35-44    45-54    55-64    65-84  
 85+    Prefer not to say

What is your ethnicity?

(Required)

Please select only one item

- White    Mixed    Asian or Asian British    Black or Black British  
 Other (please specify)    Prefer not to say

Other

Would you like to be more involved with your local Chiltern & South Bucks Policing Issues Forum, or receive regular updates?

You must provide your email address (above) if you want to receive further updates and information. Skip this question if you do not want to us to contact you and do not tick any boxes.

Please select all that apply

Yes - please send me regular updates by email which I can unsubscribe from at any time (including a link to the CSB meeting on 18 May)

Yes - just send me a link to view/join the CSB meeting on 18 May

Yes - just send me one email about how I can get more involved if I wish to