

Survey Overload?

Community Safety Partnership

- Annual, run by Buckinghamshire Council for multi-agency partnership
- Covers Buckinghamshire
- Feeds 3-yearly strategy cycles, updated annually
- 1264 respondents Nov 2022
- 2023-2026 Priorities:
 - 1) Neighbourhood crime
 - 2) Anti-social behaviour
 - 3) Serious violence
 - 4) Violence against women and girls
 - 5) Exploitation of vulnerable people

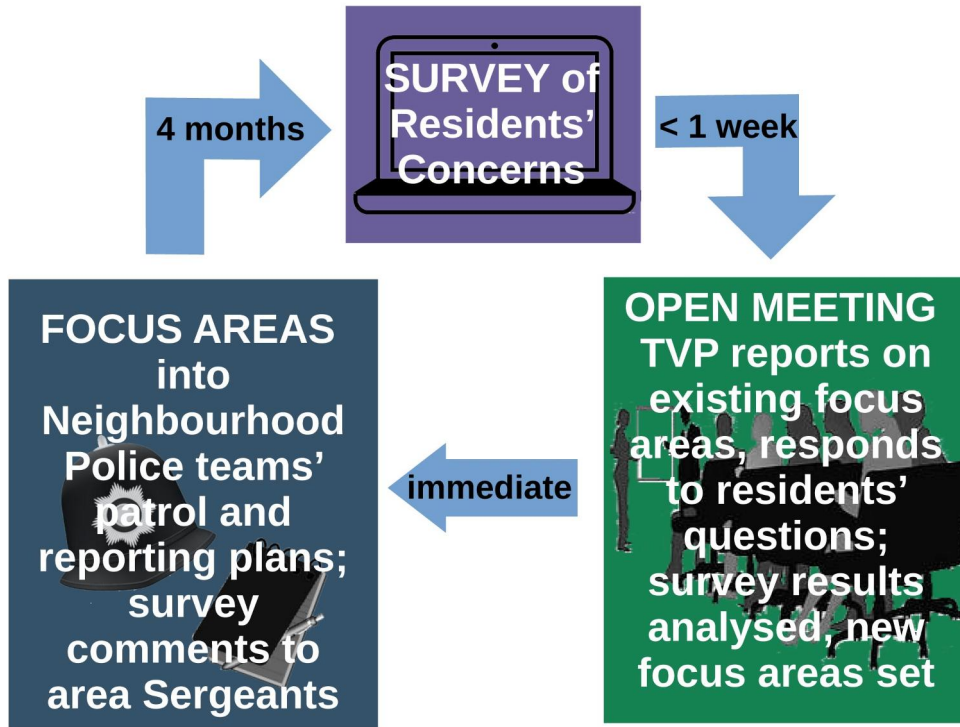
Police & Crime Commissioner

- Rolling
- Covers Thames Valley
- Includes perceptions of Police, feelings of safety, criminal justice system, funding
- >8,000 respondents, 1,532 in Bucks ex MK (to May 15th)
- N'hood Policing #1 in use of Council Tax funding
- Top 3 crimes identified as issues within respondents' areas:
 - 1) Speeding, dangerous driving
 - 2) Criminal damage, graffiti, fly-tipping
 - 3) Drug dealing

Chiltern & S Bucks Policing Issues Forum

- 3x a year
- Covers 7 Community Boards, 6 Neighbourhood Policing areas
- Focussed on categories relevant to Neighbourhood Policing:
 - 1) “Would this realistically be a candidate to be included on the Neighbourhood Police officers’ daily work schedules?”
 - 2) “Is this category already a national or Force priority?”
 - 3) “Is action on this category primarily the responsibility of another body?”

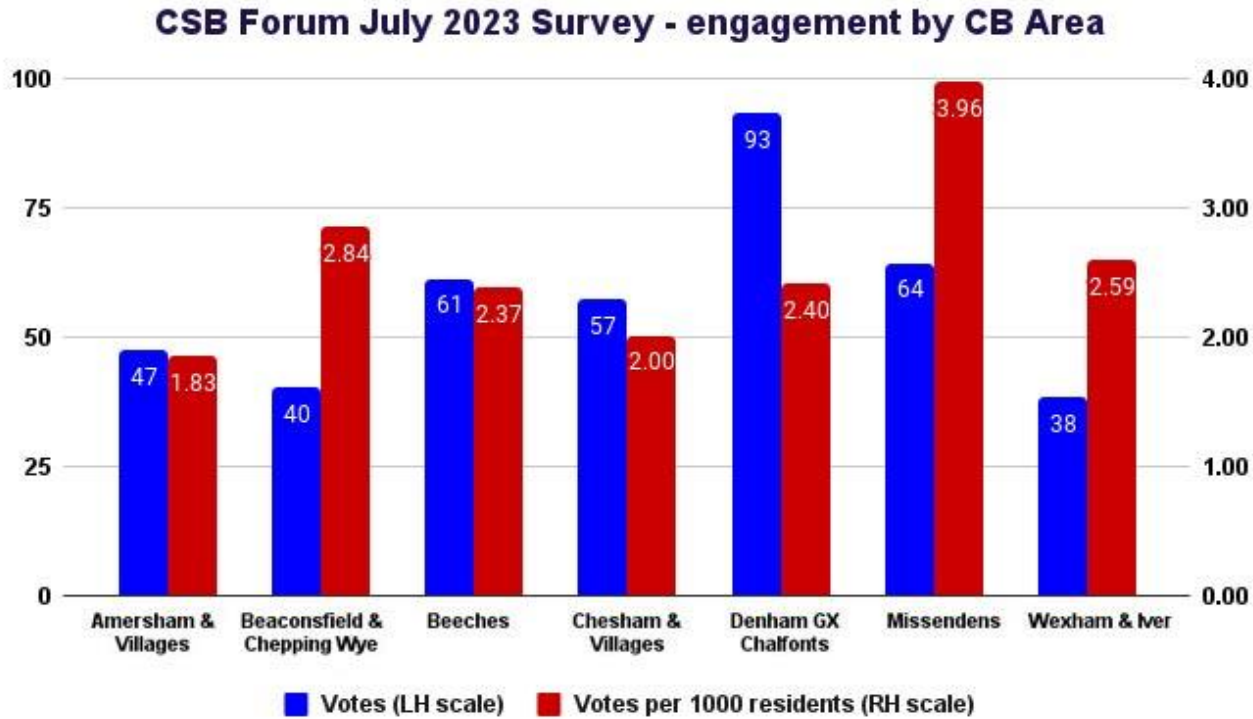
Engagement is good, but **MUST** lead to Action



- Survey of residents to establish concerns that they would like to see as focus areas for TVP Neighbourhood Policing teams.
- Discussion and questions at meeting, including TVP reports on previous focus areas.
- Focus areas set, communicated to TVP Neighbourhood Teams, become part of their daily routine and reporting plans.
- Emphasis on speedy turnaround and transparency.

#NotJustAnotherSurvey

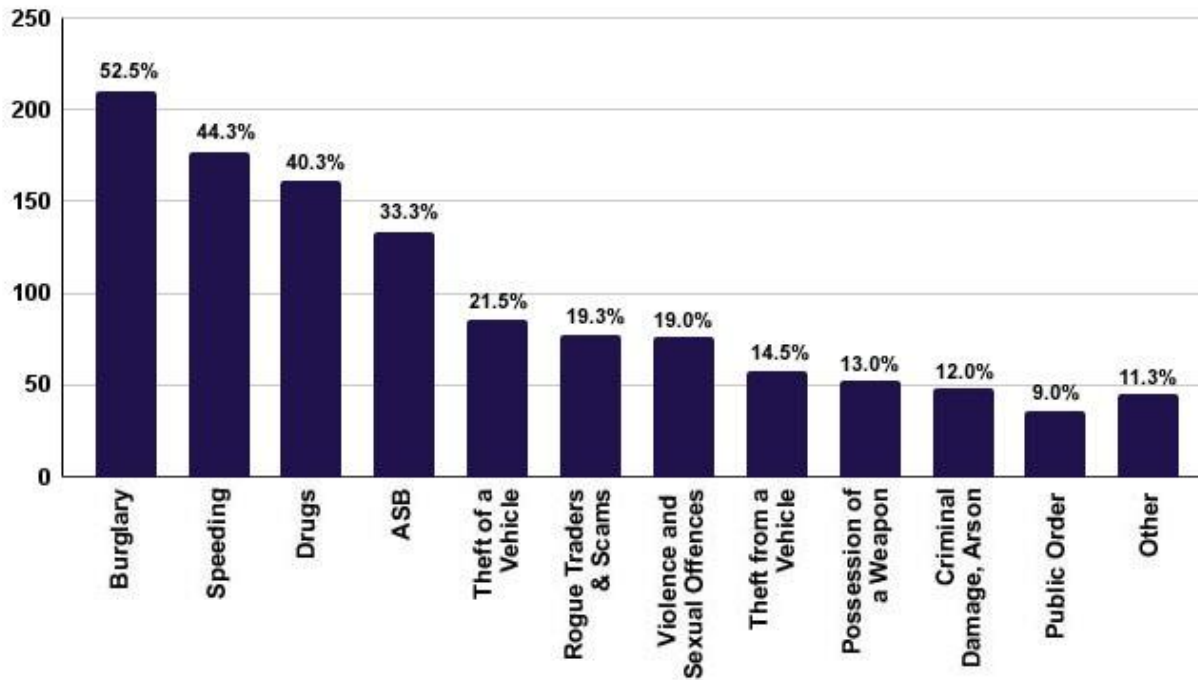
Engagement – July 2023 Survey



- Survey held from 1st to 23rd July - **400** responses (582).
- Higher engagement in previous survey driven by strong local issues, in particular Burglary.
- Drops in all CBs bar Beaconsfield, greatest falls in Amersham (-59 respondents) and Denham GX and Chalfonts (-61).
- Population-adjusted engagement highest in Missendens.
- 33 responses from under 18s (44).
- Distributed via Neighbourhood Alerts, TVP Alerts, social media, direct mailing.

Residents' Votes for NHP Focus Areas – July 2023 Survey

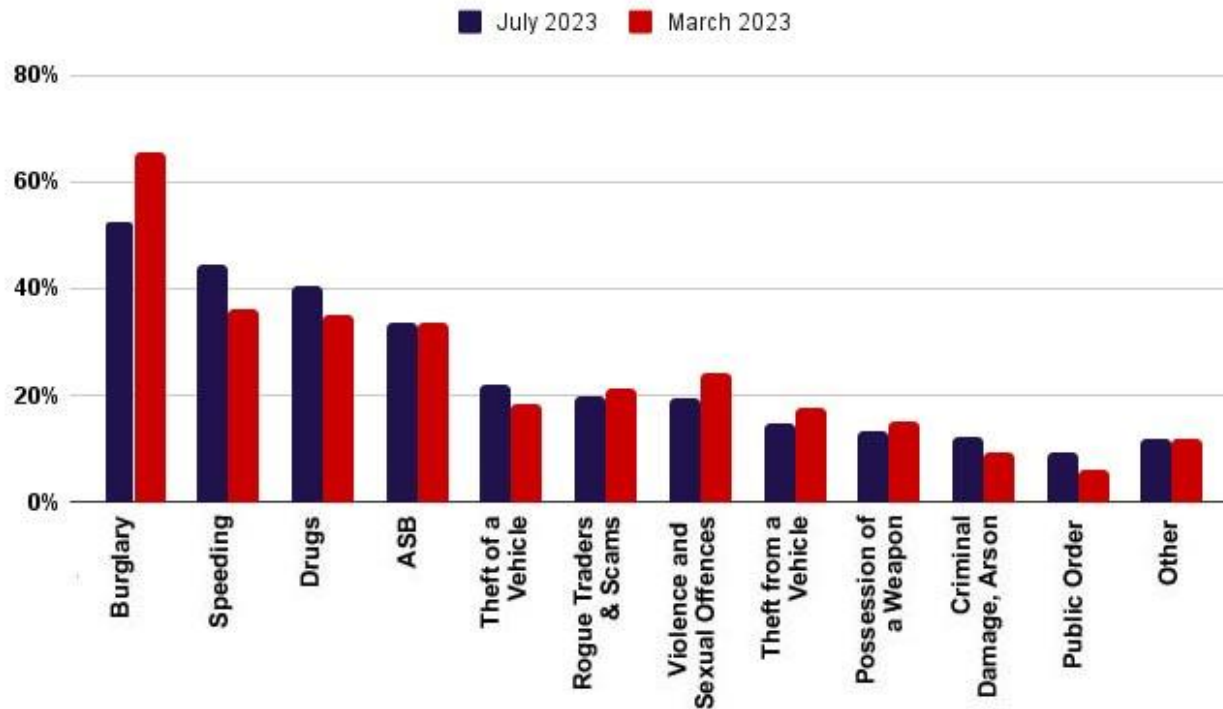
Residents' Votes for NHP Focus Areas July 2023 - All CB Areas



- Top 4 choices the same, and in the same order, as March/April survey, but this masks some significant changes.
- BURGLARY fell from 65% to 52%
- SPEEDING a clearer #2 from 36% to 44%, top in 3 of 4 CB areas
- DRUGS also up from 35% to 40%
- VEHICLE CRIME from 29% to 33% with main concern in S Bucks CBs

Residents' Votes for NHP Focus Areas – July vs April 2023

Residents Votes for NHP Focus Areas - July 2023 vs March 2023



- Top 4 choices the same, and in the same order, as March/April survey, but this masks some significant changes.
- BURGLARY fell from 65% to 52%
- SPEEDING a clearer #2 from 36% to 44%, top in 3 of 7 CB areas
- DRUGS also up from 35% to 40%
- VEHICLE CRIME from 29% to 33% with main concern in S Bucks CBs

Main Concerns by Community Board Area – March/April 2023

| Top Residents' Concerns by Community Board Area - March/April 2023 Survey | | | |
|---|-----|----------------|---|
| Amersham | 106 | Burglary (84%) | Drugs (36%) Violence & Sexual Offences (29%) |
| Beaconsfield | 37 | Burglary (57%) | Drugs (43%), Speeding (43%) |
| Beeches | 75 | Burglary (57%) | Drugs (39%) Weapons Possession (27%) |
| Chesham & Villages | 71 | Burglary (62%) | Speeding (45%) Drugs (42%) |
| Denham, GX and Chalfonts | 155 | Burglary (75%) | Antisocial Behaviour (46%) Drugs (28%) |
| Missendens | 75 | Speeding (59%) | Burglary (48%) Antisocial Behaviour (35%) |
| Wexham & Ivers | 63 | Burglary (48%) | Speeding (41%) Antisocial Behaviour (35%) |
| Under 18s | 44 | Burglary (57%) | Drugs (46%) Rogue Traders & Scams (32%) |

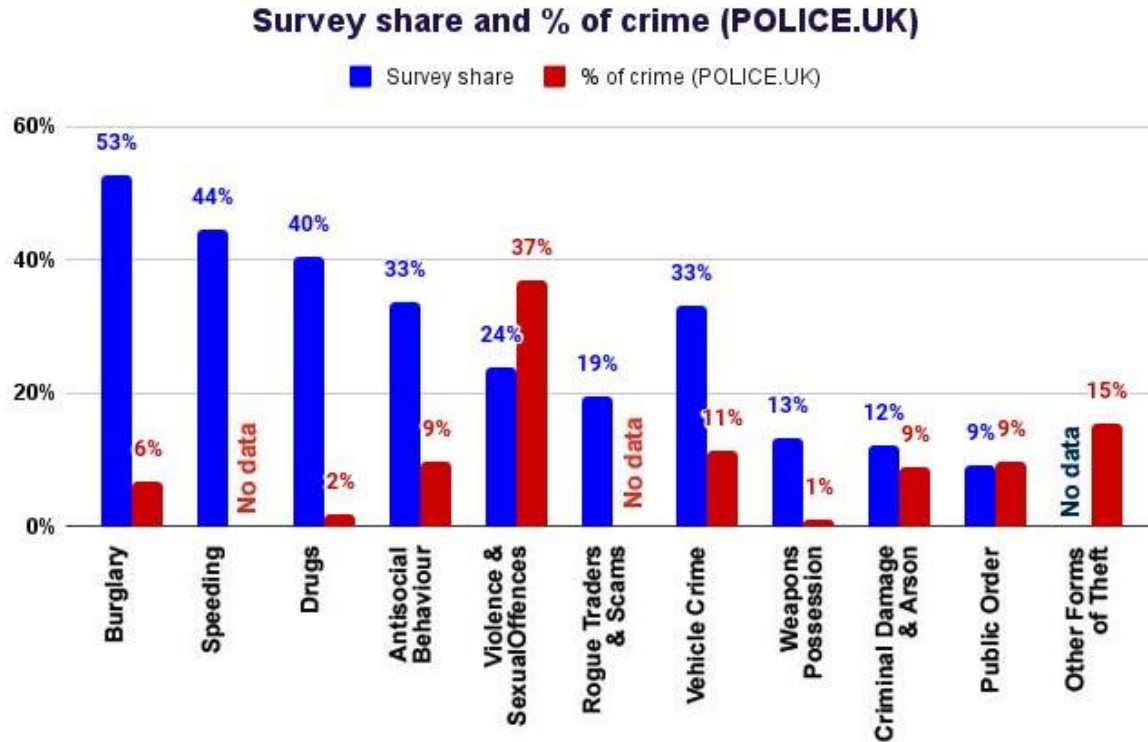
- **Burglary** concern top in all but one area.
- **Speeding** #1 in Missendens, #2 in Beaconsfield, Chesham, Wexham & Ivers.
- **Drugs** top 3 in 5 of 7 CB areas, and with Under 18s.
- **Antisocial Behaviour** likely to increase in summer months.

Main Concerns by Community Board Area – July 2023

| Top Residents' Votes for NHP Focus Areas by Community Board Area - July 2023 Survey | | | |
|---|----|-----------------------|---|
| Amersham | 47 | Burglary (70%) | Drugs (34%), Violence & Sexual Offences (34%) |
| Beaconsfield | 40 | Burglary (50%) | Drugs (45%) Antisocial Behaviour (42%) Speeding (42%) |
| Beeches | 61 | Burglary (59%) | Speeding (34%) Antisocial Behaviour (29%) Theft from a Vehicle (29%) |
| Chesham & Villages | 57 | Speeding (63%) | Drugs (61%) Antisocial Behaviour (44%) |
| Denham, GX and Chalfonts | 93 | Burglary (73%) | Drugs (37%) Theft of a Vehicle (35%) |
| Missendens | 64 | Speeding (64%) | Antisocial Behaviour (48%) Drugs (47%) |
| Wexham & Ivers | 38 | Speeding (53%) | Burglary (34%), Theft from a Vehicle (34%) |
| Under 18s | 32 | Speeding (47%) | Theft from a Vehicle (37%) Drugs (34%) |

- **Burglary** concern top overall, and in 4 CB areas.
- **Speeding** now top in 3 of 7 CB areas.
- **Drugs** notably strong in town areas.
- **Vehicle Crime** relatively high in S Bucks areas.

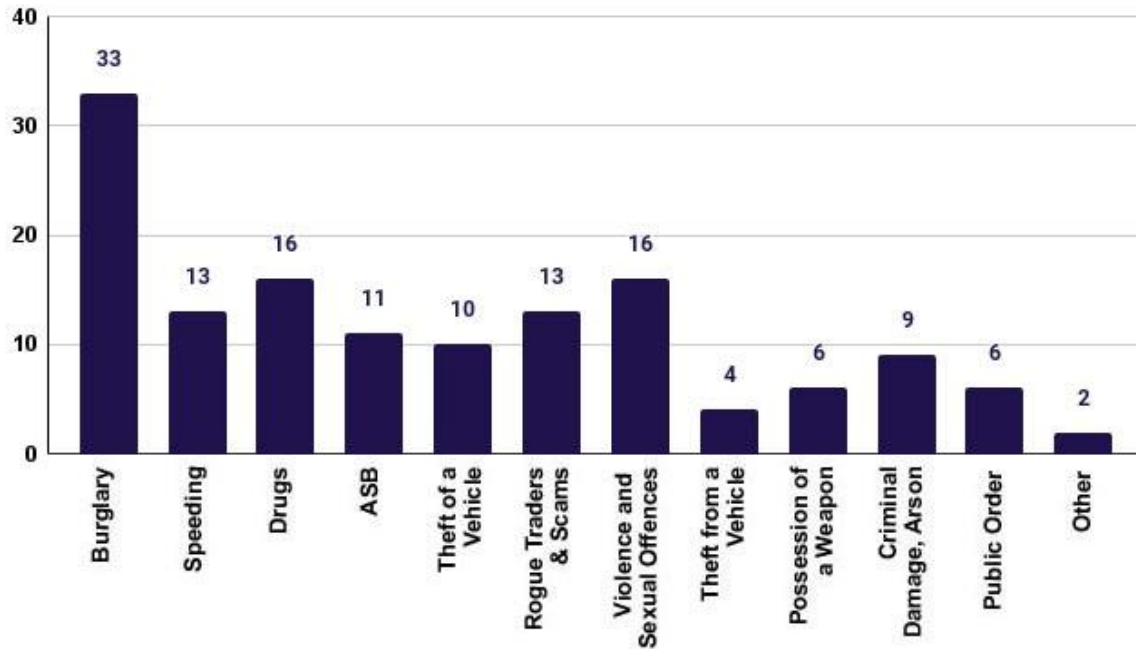
How do Residents' Concerns match recorded Crime Types?



- Crime data from POLICE.UK, showing share of recorded crime types across Chiltern & S Bucks over past 12 months.
- No data for Speeding and Rogue Traders and Scams, but the latter including online accounts for ~40% of crime nationally.
- Survey data for 'Theft from' and 'Theft of' Vehicles aggregated removing duplications.

Residents' Votes for NHP Focus Areas – Amersham

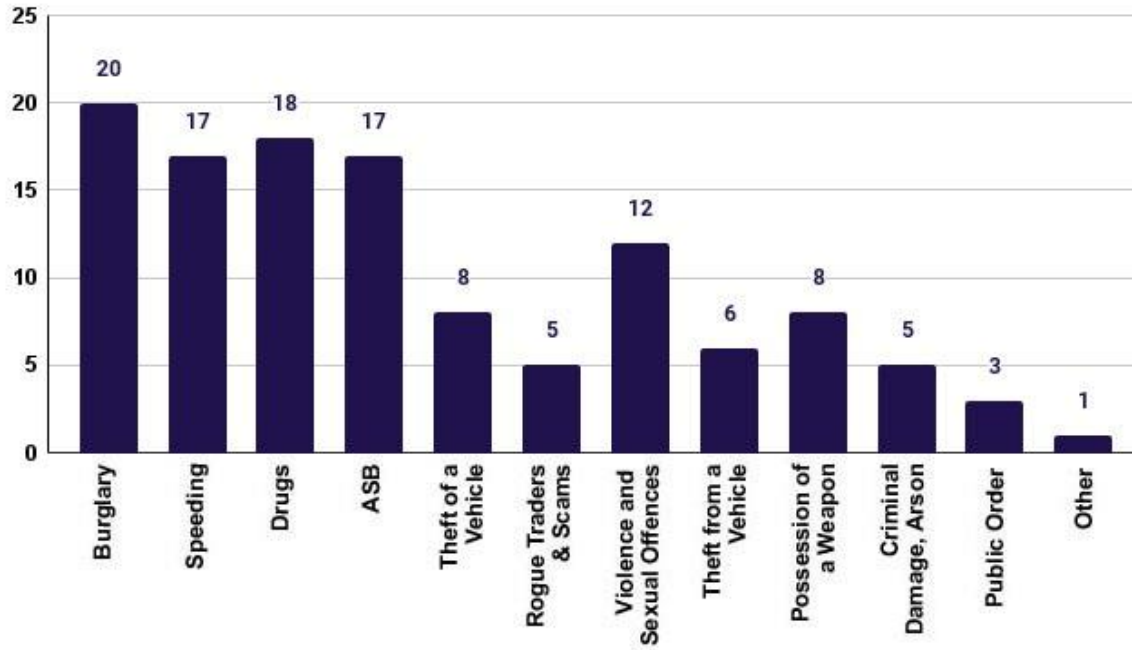
Residents' Votes for NHP Focus Areas July 2023 - Amersham



- 47 respondents, down from 106
- 70% nominated Burglary as a top 3 concern (from 84%)
- 34% Drugs
- 34% Violence & Sexual Offences
- 28% Speeding
- 28% Rogue Traders

Residents' Votes for NHP Focus Areas – Beaconsfield

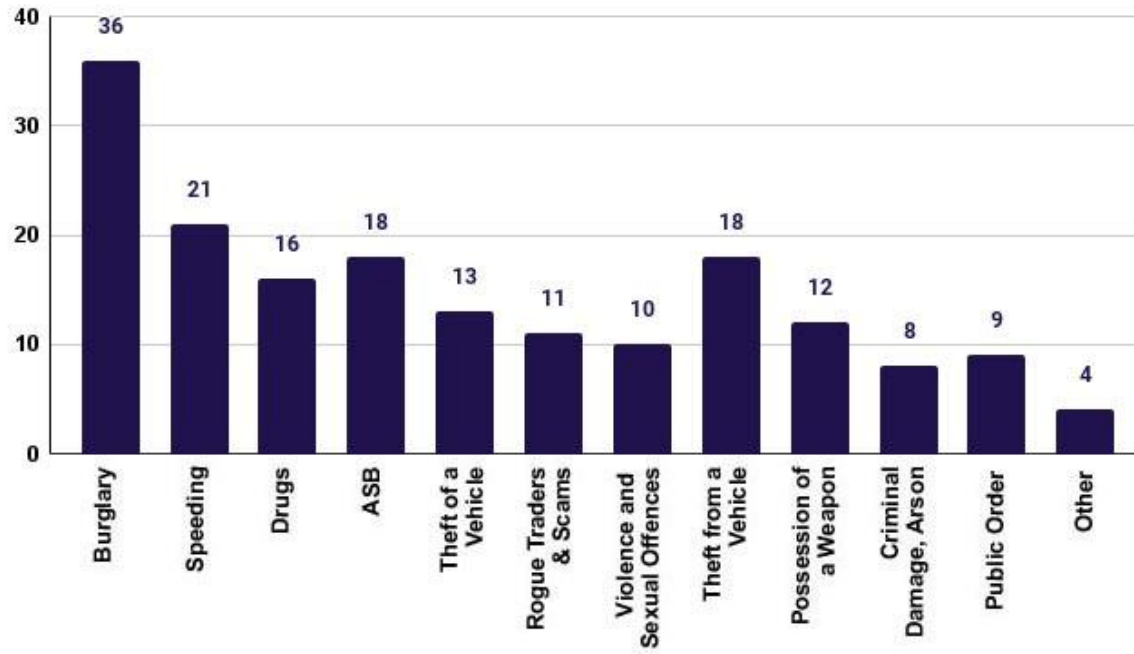
Residents' Votes for NHP Focus Areas July 2023 - Beaconsfield



- 40 respondents (from 37)
- 50% Burglary (from 57%)
- 45% Drugs
- 42% Antisocial Behaviour
- 42% Speeding
- 30% Violence & Sexual Offences

Residents' Votes for NHP Focus Areas – Beeches

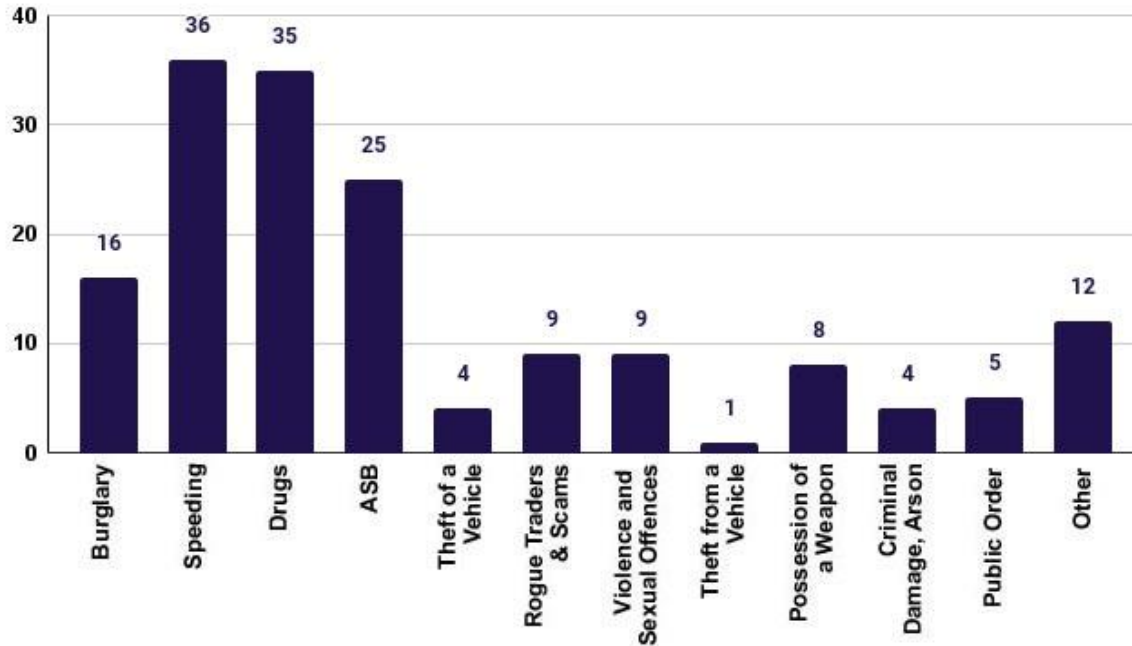
Residents' Votes for NHP Focus Areas July 2023 - Beeches



- 61 respondents (from 75)
- 59% Burglary (from 57%)
- 34% Speeding (from 25%)
- 29% ASB
- 29% Theft from a Vehicle
- 26% Drugs

Residents' Votes for NHP Focus Areas – Chesham

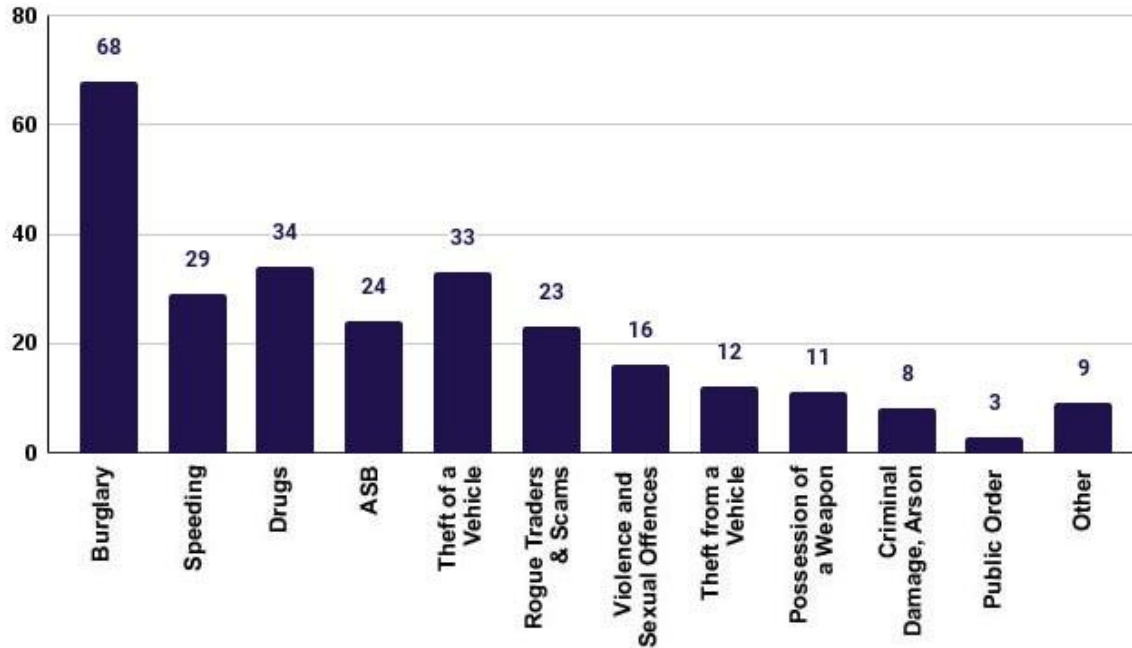
Residents' Votes for NHP Focus Areas July 2023 - Chesham



- 57 respondents (from 71)
- 63% Speeding (from 45%)
- 61% Drugs (from 42%)
- 44% Antisocial Behaviour (from 37%)
- 28% Burglary (from 62%)

Residents' Votes for NHP Focus Areas – Denham, GX Chalfonts

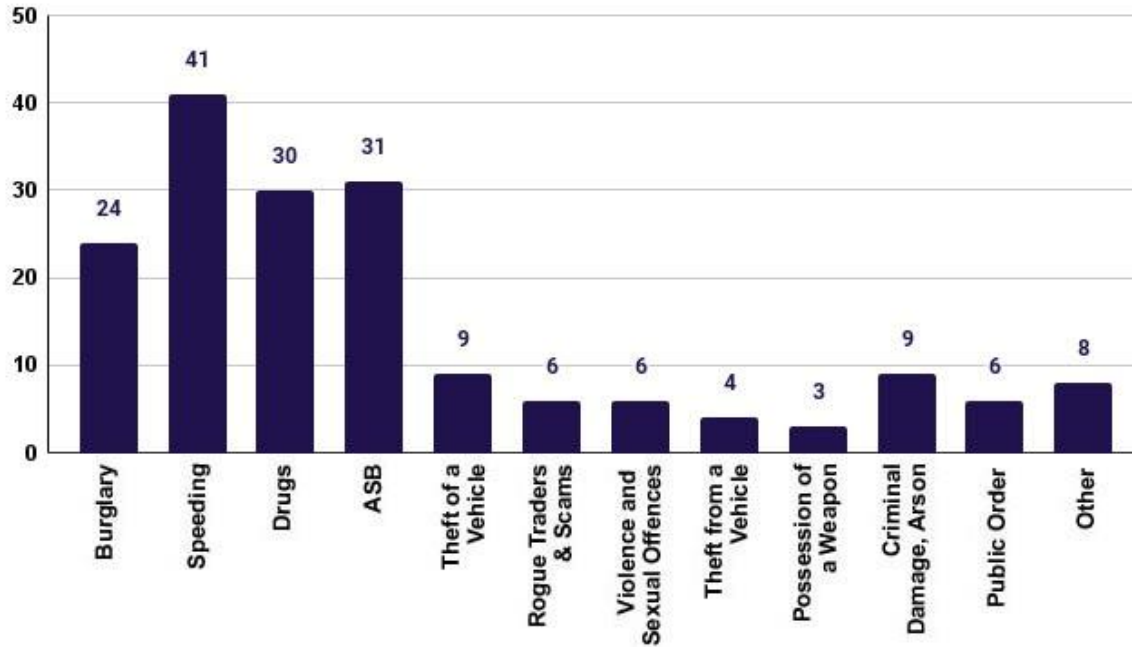
Residents' Votes for NHP Focus Areas July 2023 - Denham GX Chalfonts



- 93 respondents (from 155)
- 73% Burglary (from 75%)
- 37% Drugs (from 28%)
- 35% Theft of a Vehicle
- 31% Speeding (from 27%)
- 26% Antisocial Behaviour (46%)
- Continuing comments relating to Pony & Trap Racing, but with recognition of recent TVP efforts.

Residents' Votes for NHP Focus Areas – Missendens CB

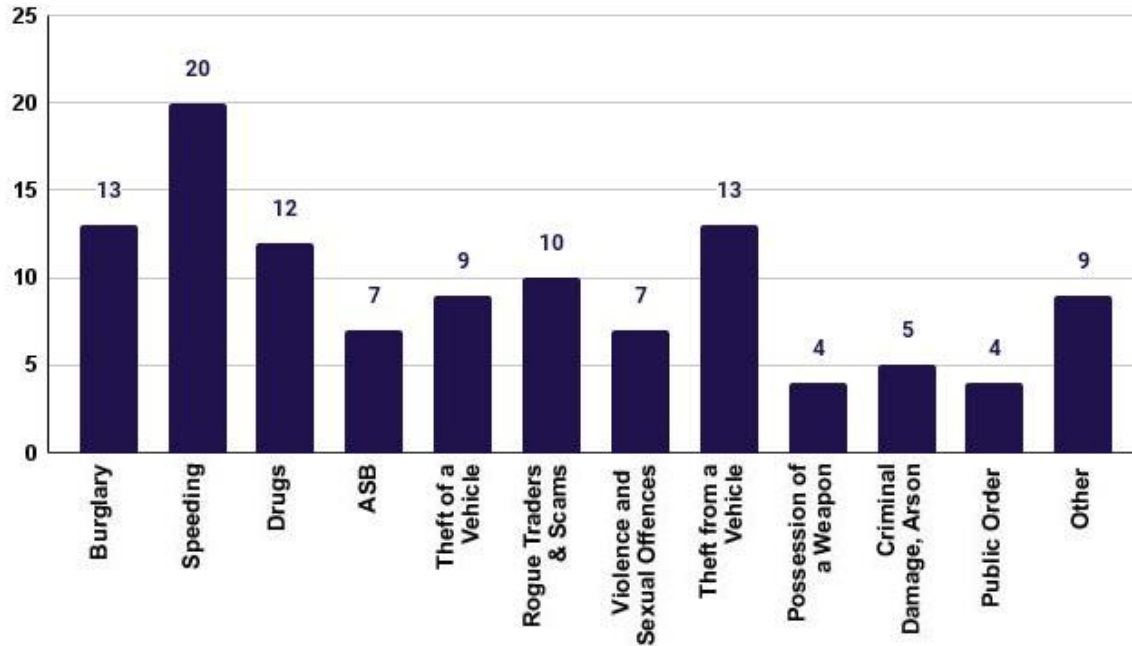
Residents' Votes for NHP Focus Areas July 2023 - Missendens



- 64 respondents (from 75)
- 64% Speeding (from 59%)
- 48% Antisocial Behaviour (35%)
- 47% Drugs (33%)
- 37% Burglary (48%)

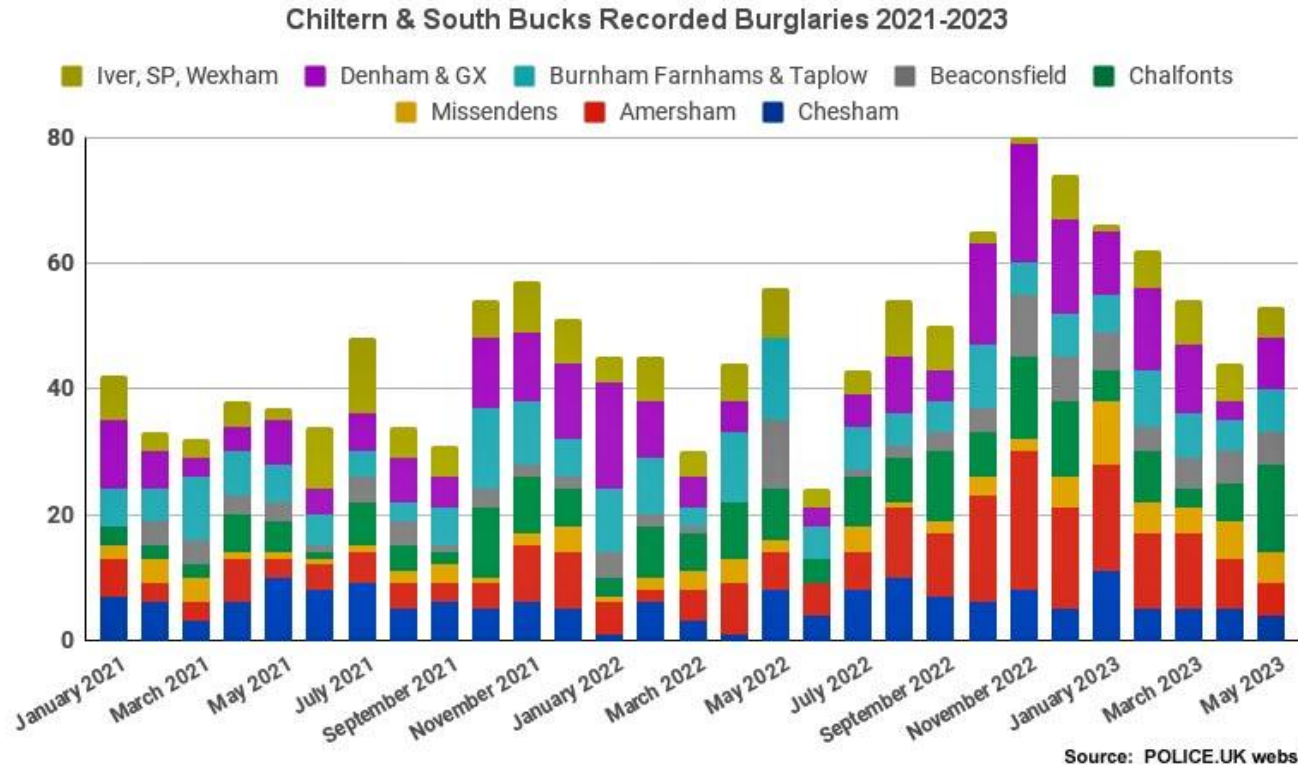
Residents' Votes for NHP Focus Areas – Wexham & Iver CB

Residents' Votes for NHP Focus Areas July 2023 - Wexham & Ivers



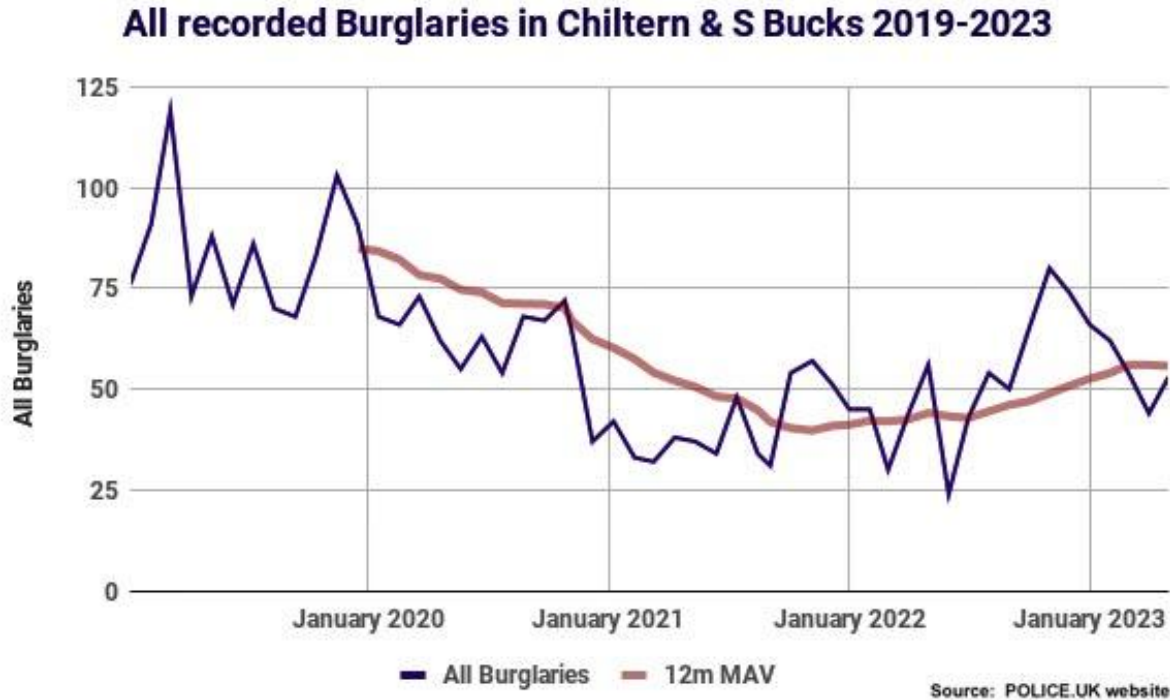
- 38 respondents (from 63)
- 53% Speeding (from 41%)
- 34% Burglary (48%)
- 34% Theft from a Vehicle (33%)
- 32% Drugs (33%)
- 26% Rogue Traders

Burglaries – January 2021 to May 2023



- Acute concerns at spike in Burglary numbers were certainly reflected in March/April survey
- Drop in share of latest survey – less anxiety about burglaries, or greater anxiety elsewhere?
- Still >70% in Amersham and Denham, Gerrards Cross & Chalfonts
- 5 arrests made in March of group believed to be involved in GX spike in burglaries Nov 22-March 23.

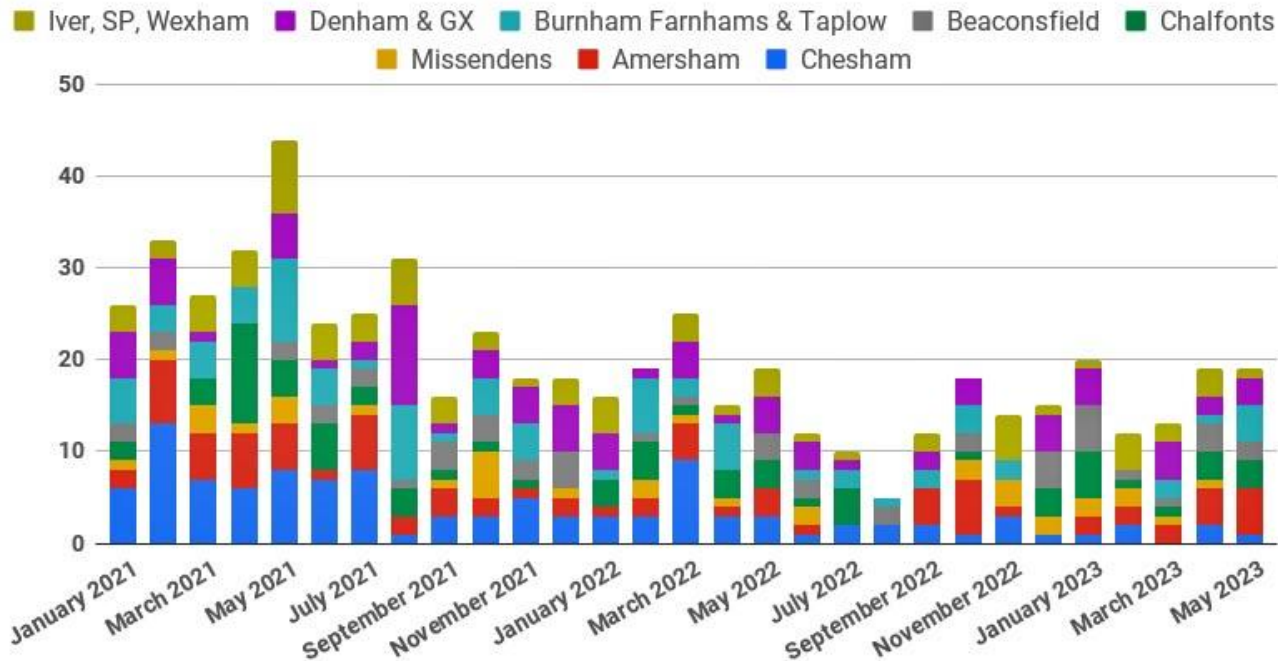
Burglaries – longer term perspective



- Total burglaries 12-month moving average rising for the past 18 months.
- Recent peak November 2022

Drugs – a conundrum

Recorded Drugs Crime 2021-2023



Source: POLICE.UK website

- Continued strong perception that Drugs is a problem:
- Now a clear #3 at 40% of votes (35% in previous survey).
- Relatively low recorded crime: average of 14 per month across Chiltern & S Bucks last 12 months.
- Concern that Drugs promote further harms
- A ‘focus area’ for NHP since April. Neighbourhood Newsletters report on approach and actions.

Speeding

“Whilst speed enforcement is not principally owned by Neighbourhood Policing Team (Roads Policing owns road safety), we do play our part with the deployment of our own approved devices.”

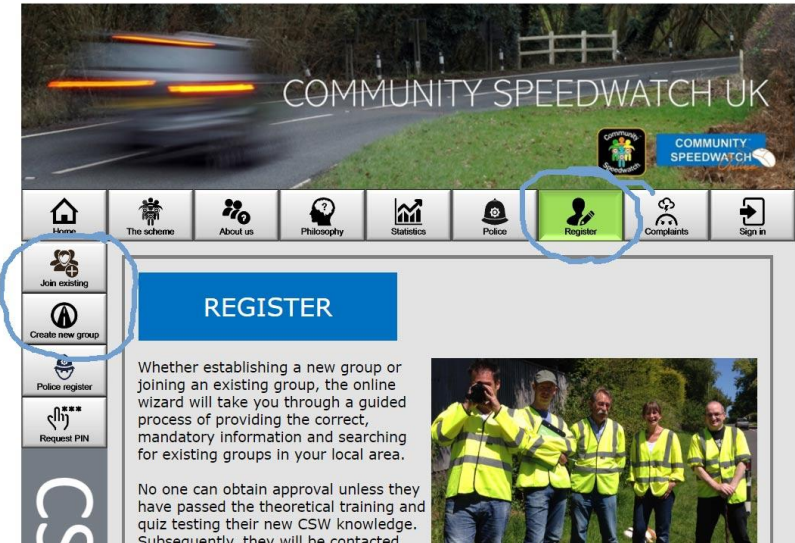
from Chesham Neighbourhood Policing newsletter, March 2023

No POLICE.UK data on Speeding. All latest Neighbourhood Newsletters on Forum website – with information on Roads Policing activity and Neighbourhood teams’ local operations.

TVP Community Speedwatch newsletters also on Forum website.

Community Speedwatch gives residents the tools to help make an impact on Speeding in their localities.

How to join up is explained clearly on <https://www.csb-forum.org/community-speedwatch-getting-involved/>



<https://www.communityspeedwatch.org/> - navigate to ‘Register’

Links to register with an existing Community Speedwatch Group, or to set up a new one.

Speedwatch Schemes within Chiltern & S Bucks

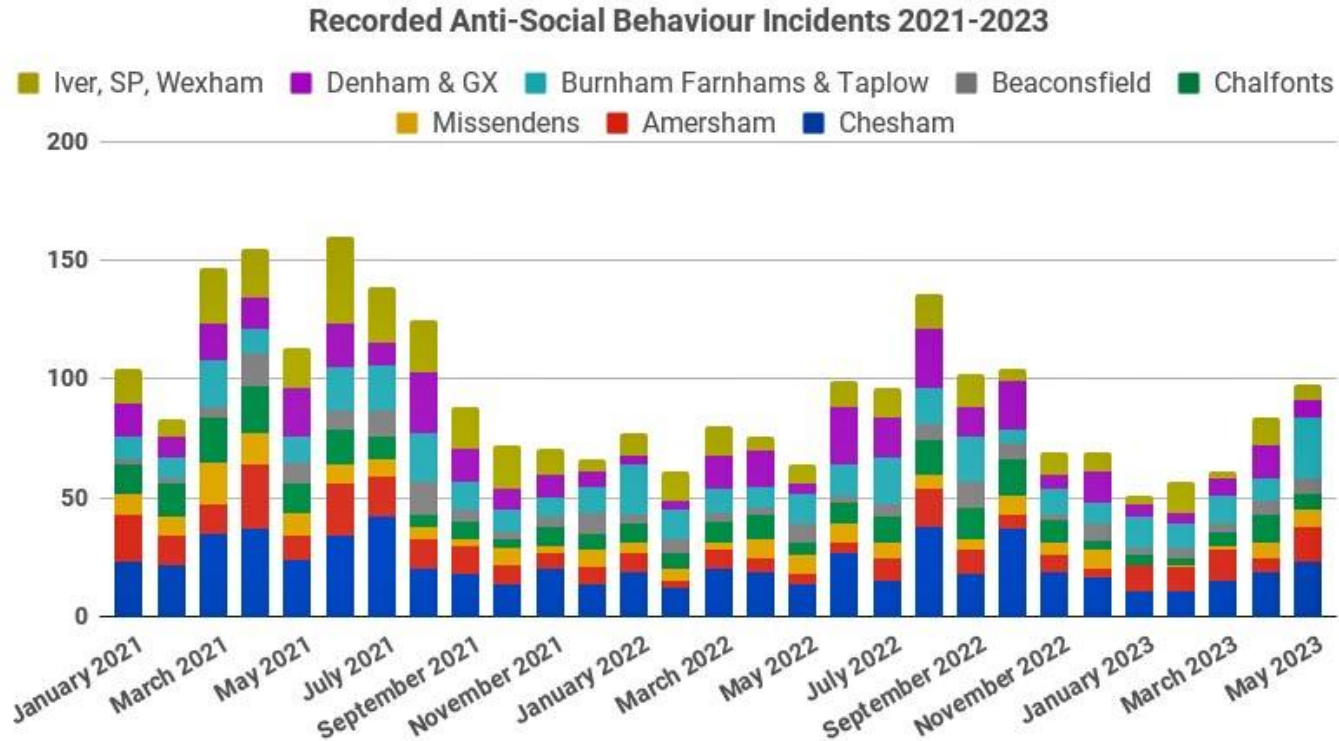
COMMUNITY SPEEDWATCH GROUPS - CHILTERN & S BUCKS

Source: communityspeedwatch.org

| | | | |
|--------------|------------------------------------|-------------------------------|-------------------------------|
| | | | |
| AMERSHAM | Hyde Heath | DENHAM | Denham |
| | Penn Street | FARNHAM COMMON | Farnham Common |
| | Old Amersham | FULMER | Fulmer Village |
| BEACONSFIELD | Penn Road Beaconsfield | GERRARDS CROSS | Chalfont St Peter |
| BURNHAM | Dropmore | HOLMER GREEN | Holmer Green |
| CHENIES | Chenies | HUGHENDEN | Greater Hughenden |
| CHESHAM | Chesham CSW | JORDANS | Jordans & Seer Green |
| | Chesham Old Town | PRESTWOOD AND GREAT MISSENDEN | Prestwood and Great Missenden |
| | Latimer & Ley Hill | STOKE POGES | Stoke Poges |
| | Asheridge, Bellingdon & Cholesbury | THE IVERS | The Ivers |
| | Ashley Green | | |

No new schemes since the Forum's last meeting despite obvious frustration of residents

Antisocial Behaviour – the ‘usual’ seasonal pick up?



Source: POLICE.UK website

- Strong seasonal pattern – increased ASB in summer months.
- A catch-all category.
- Steady in the survey at #4 and 33%.
- ASB complaints in Denham GX and Chalfonts often reference Pony & Trap Racing on A413

'Other' Category

PARKING. Especially on pavements and around schools

Pony & trap racing on A413

Fly tipping and litter

Lack of visible Police presence, want more direct engagement

Underage drivers

Aggressive, intimidating driving

HGVs on weight limited roads

Untaxed, no MOT or insurance vehicles

Vehicle Noise

eScooters

Graffiti

Wildlife crime

Dog Fouling

All comments are passed on to appropriate area Sergeants for whatever action may be possible/appropriate

Twitter: Time to say 'Goodbye'



Chiltern & S Bucks Policing Issues Forum

@CSBForum

1,560 Tweets

Working with Thames Valley Neighbourhood Policing and residents in Chiltern and South Bucks. Our goal: safer, healthier communities

📍 Chilterns and South Bucks [🌐 csb-forum.org](https://csb-forum.org) 📅 Joined September 2018


761 Following 664 Followers

Nothing to see here - yet

When anyone in this list Tweets, they'll show up here.

[View on Twitter](#)

- Engaging local communities is essential to a platform like the Forum
- During 5 years of consistent effort we have never really achieved much engagement via Twitter
- Elon Musk has a different agenda for Twitter – no interest in community players like us, no sense of partnership
- **WHO WOULD LIKE TO HELP US STRATEGISE ENGAGEMENT IN A POST-TWITTER WORLD?**



Thank You



Web: www.csb-forum.org

Twitter: @CSBForum

Facebook:

<https://www.facebook.com/groups/csbforum>

- *supporting the process for identifying and setting areas of focus for the Chiltern & South Bucks LPA Neighbourhood Police teams.*
- *promoting meaningful engagement between local residents and Neighbourhood Police teams.*
- *encouraging community engagement, by individuals, businesses and other stakeholders.*
- *our overall goal is to help make the Chiltern & South Bucks community more resilient, and for Chiltern and South Bucks to be a better, safer place to live and work.*